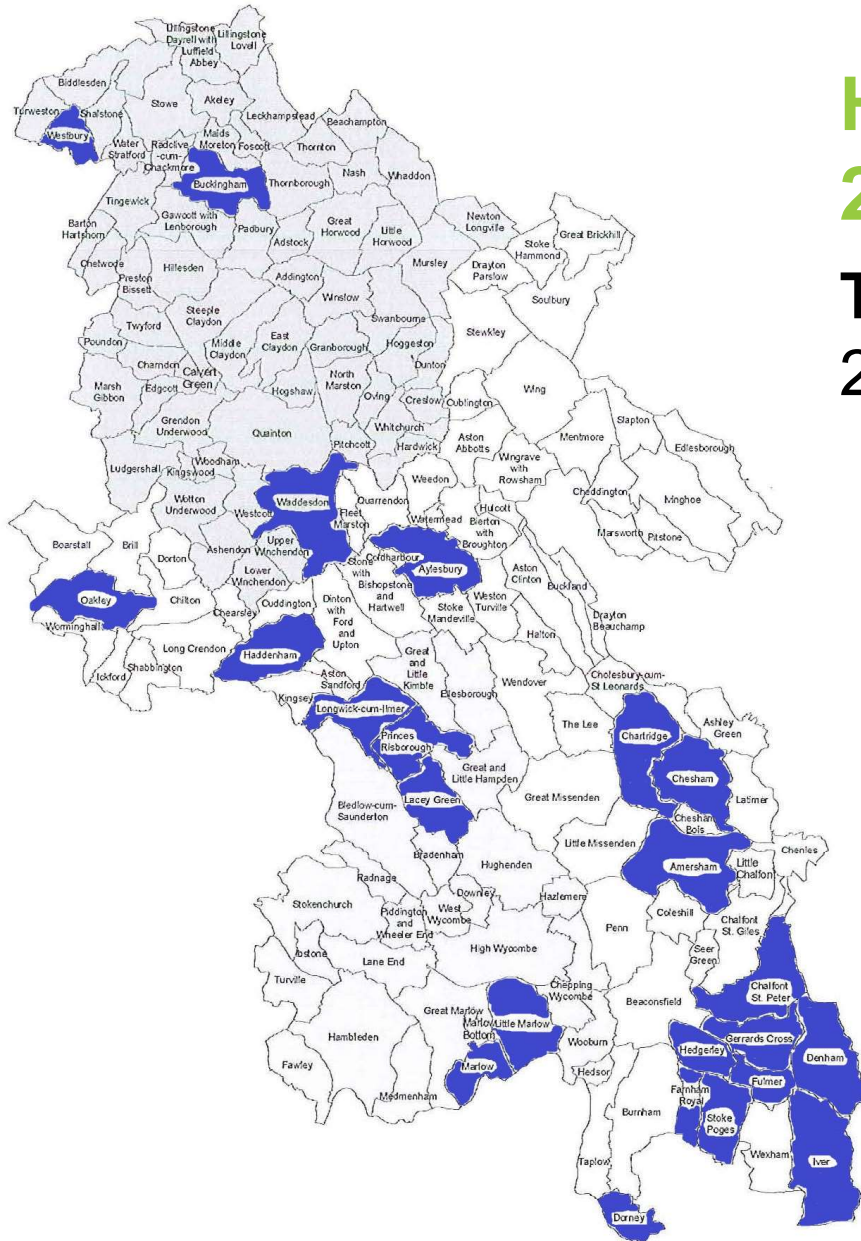


Devolution of TfB Transportation Services to Town & Parish Councils



Buckinghamshire County Council



Historic Agreements

2006- 2012



Total value £ 81,376
23/169 parishes (14%)

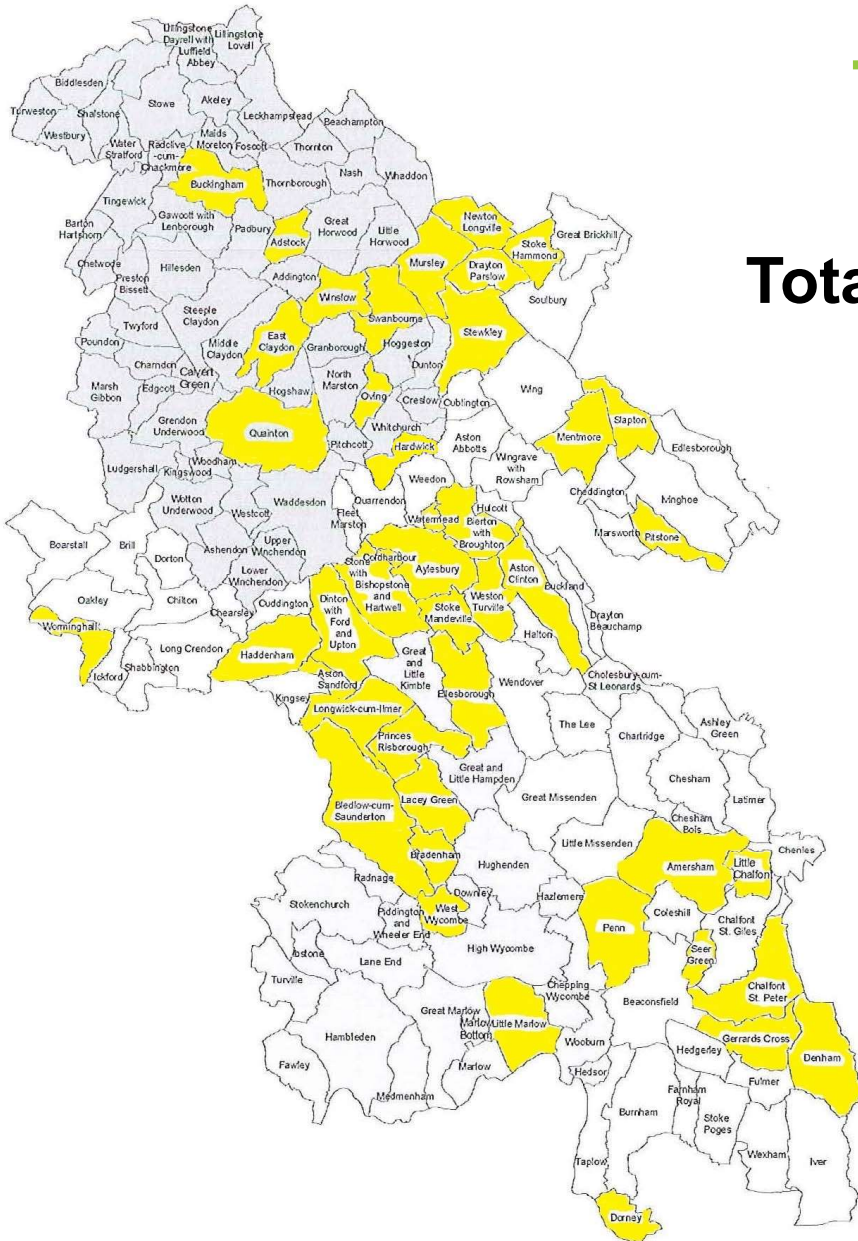
Buckinghamshire County Council

T1 Parishes

Total budget for 2015/16 £364,123

44/169 parishes (26%)

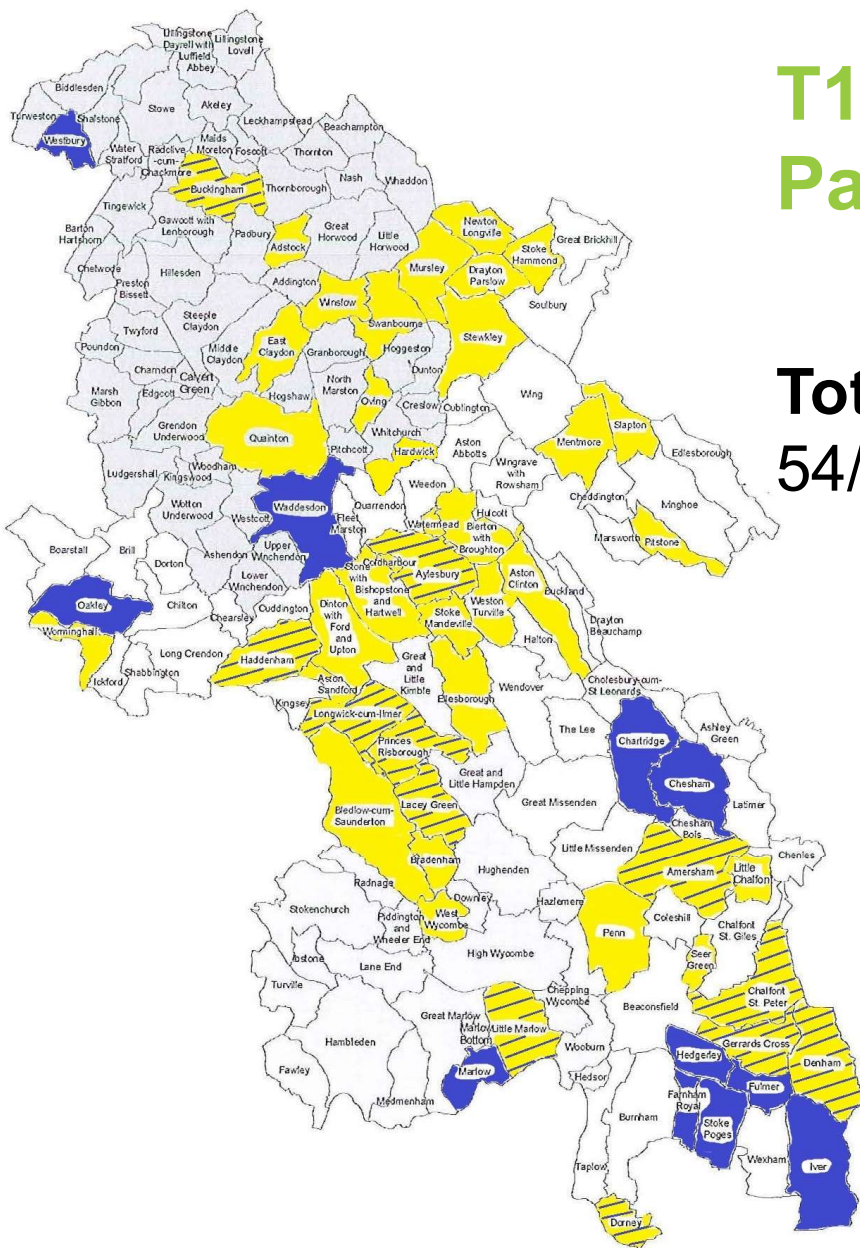
T1 Agreements



Buckinghamshire County Council

T1 parishes and Parishes with old agreements

Total for 2015/16 £445,499
54/169 parishes



Old Agreements

T1 Agreements

Old converted to T1



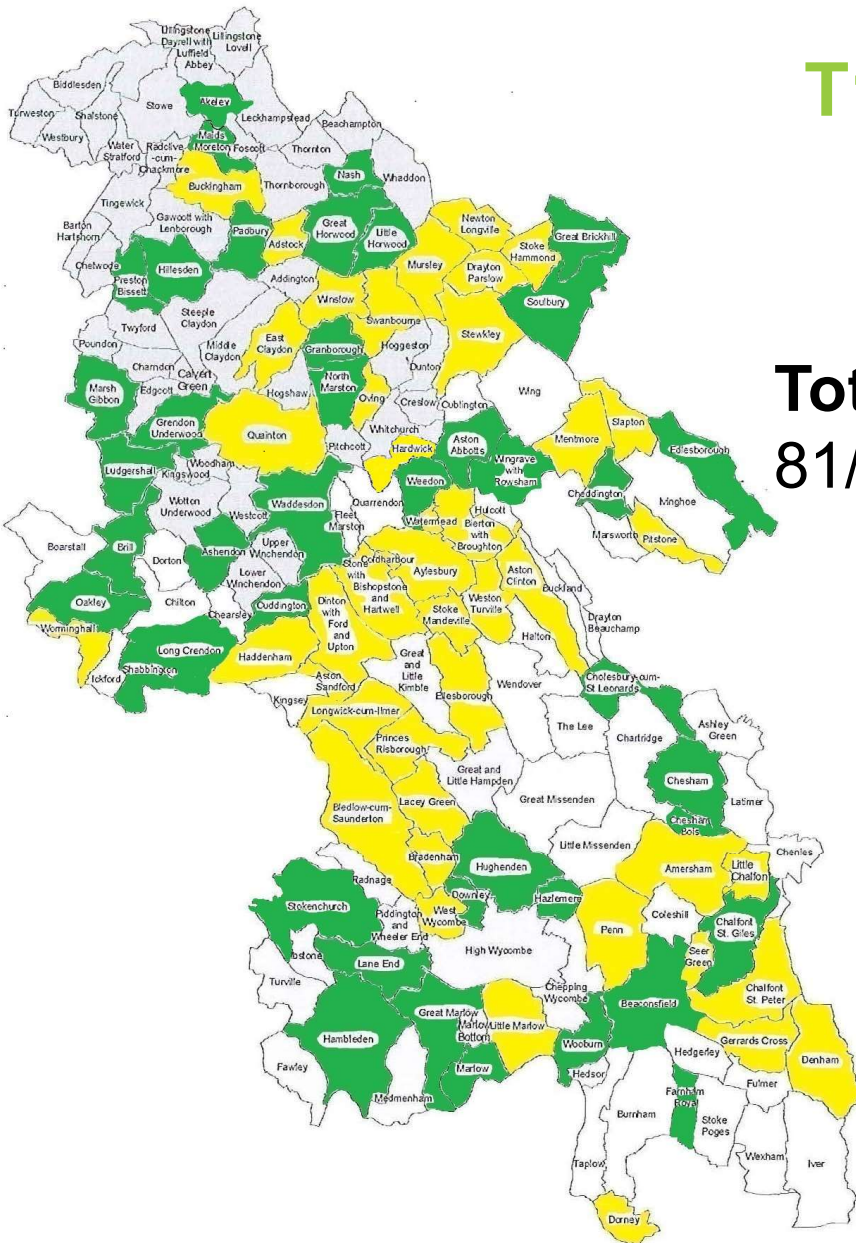
Buckinghamshire County Council

T1 & confirmed T2 parishes

Total for 2016/17 £429,188
81/169 parishes (48%)

T1 Agreements

T2 Agreements



Buckinghamshire County Council

T1 & all potential T2 parishes

Total for 2016/17 £454,054
86/169 parishes (51%)

T1 Agreements

T2 Agreements

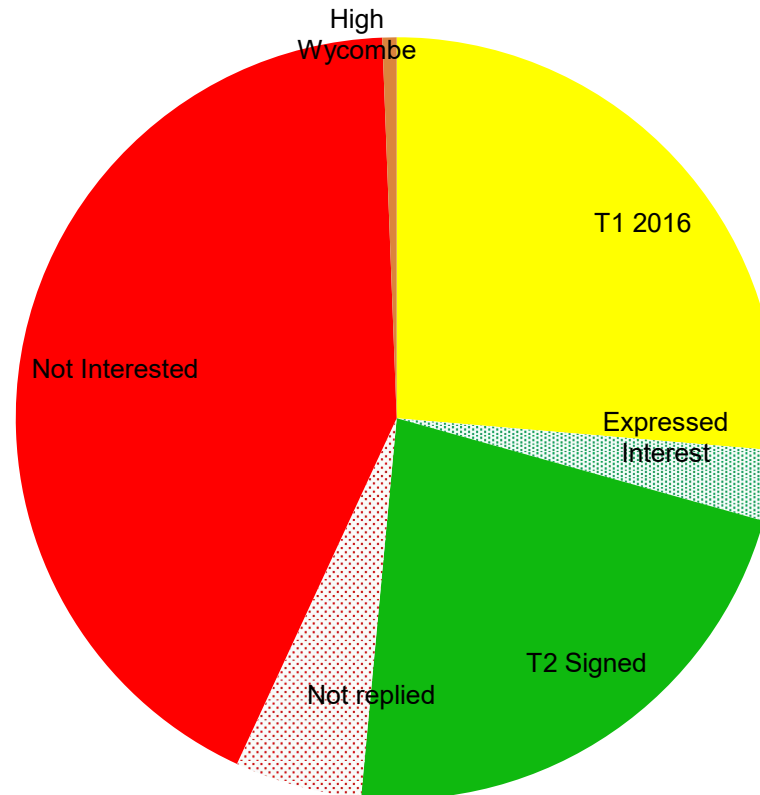
T2 Expressed interest



Buckinghamshire County Council

“No” to devolution because:

- Contradictory legal advice
- Wanted to retain Old Agreements
- Felt too small
- Not ready before 2017



“Yes” to devolution because:

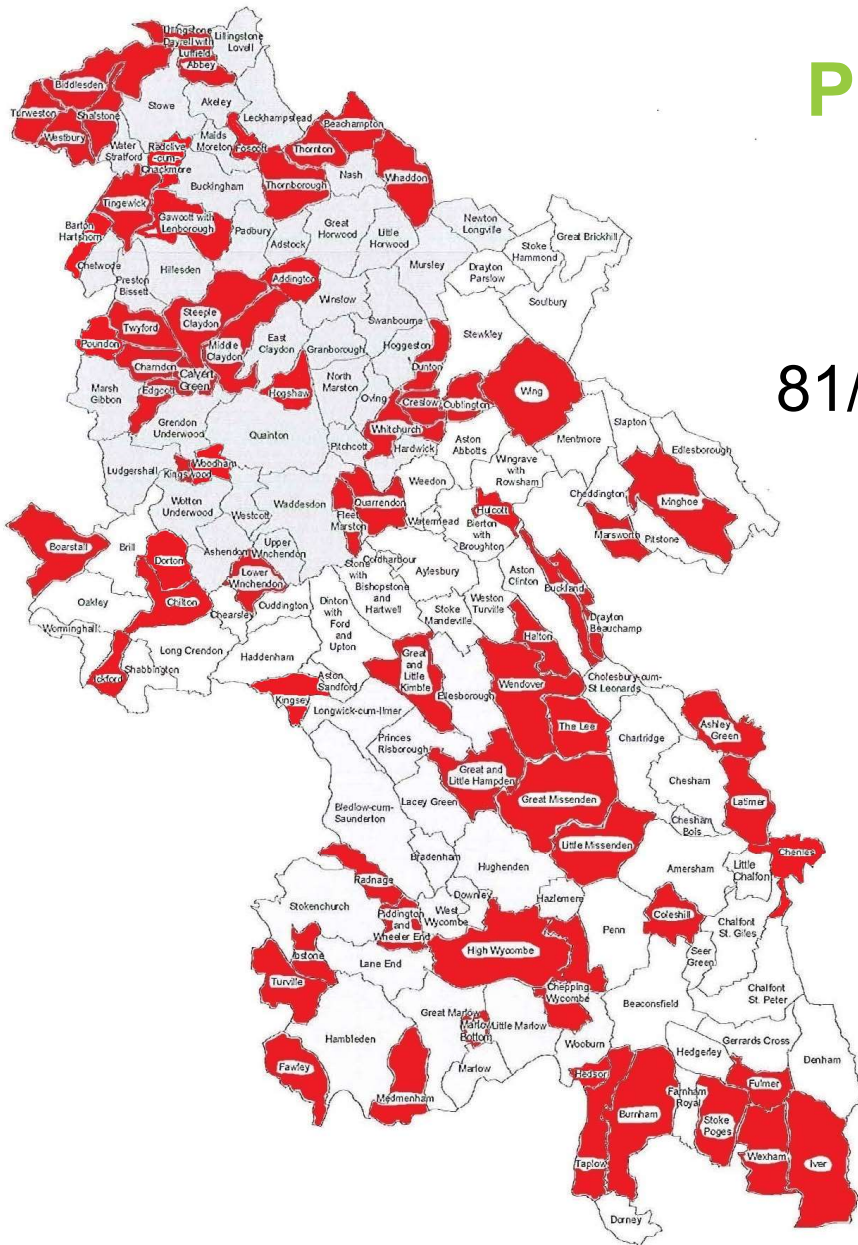
- More local control
- Unhappy with TfB
- Could provide a better service
- Did not want services reduced

Buckinghamshire County Council

Parishes remaining with TfB

81/169 parishes (48%)

Non devolved



Benefits Analysis

No	Benefit	How it will be achieved	How it will be evidenced	Achieved
1	Improved (perceived) quality of service delivery	Parish clusters 'going the extra mile' to deliver services which were originally delivered by Tfb and limited by MTP.	For customer perceptions National Transport and Highways Survey. Spot checks involving LATs to monitor quality of service deliver.	Yr 1 monitoring started
2	Reduced demand on BCC Service – i.e. fewer complaints and enquiries Increasing local ownership	Through parishes delivering services and being able to respond locally without needing BCC involvement. Reduced failure demand as ownership of issues is held at a local level.	Reduced number of customer queries and complaints relating to grass cutting, PROW, Weed spraying. Reduced number of complaints directly from parishes.	T1 reduced complaints by 50%
3	Improved customer satisfaction	Through parishes delivering services and being able to respond locally without needing BCC involvement. Parish Clusters 'going the extra mile' to deliver services locally.	National Transport and Highways Survey. Reduced number of customer/parish complaints.	T1 reduced complaints by 50%
4	Mitigation of the impact of MTP savings	Parishes 'going the extra mile' to deliver services which are being reduced as part of MTP.	Through parishes clusters demonstrating that they are delivering the same/improved services with the same/less resources compared to Tfb.	Awaiting results
5	Local ownership of the environment	Through parish cluster taking responsibility for delivering a set menu of services locally.	Through monitoring the improved quality of service delivery as per benefit 1.	Yr 1 monitoring started
6	A viable model being demonstrated which other services can consider (new operating model)	Through the formation of a number clusters encompassing active parishes who can deliver to others who are more 'passive'. Through ensuring that parishes are fully signed up to the approach.	Numbers of cluster formed. Numbers of parishes signed up to devolved approach.	52% signed up
7	Opportunity to attract local funding	Through working with parishes to help them identify external funding sources and upskilling them where appropriate to bid for funds.	Through number of parishes seeking external funding/number of bids raised.	To be analysed

Buckinghamshire County Council

Summary of Project budgets

	Y1 (15-16 budget)	Y2-4 (16-19 ann. budget)
Tranche 1 Local Council Devolution		
44 Local Councils signed-up	£364,067	£283,448
125 Local Councils in TfB rump	£412,975	-
T1 % take-up: All Local Councils	26%	
T1 % take-up: Total budget	46.50%	
Pump Prime Funding	£50,789	
BCC Legal Fees	£6,477	
Local Councils Independent advice Legal Fees	£495	
Total set-up costs: Year 1	£57,761	

Tranche 2 Local Council Devolution		
44 Local Councils signed-up	-	£174,102
82 Local Councils in TfB rump	-	£136,128
T2 % take-up: All remaining Local Councils		35%
T2 % take-up: Total remaining budget		56%
BCC Legal Fees		£900
Total set-up costs: Year 2		£900

Total T1 & T2 Devolution take-up: All Local Councils	52%
---	------------

